H halogen-free flame retardant heat-shrinkable sleeve
H无卤环保阻燃热缩套管

- Wire coat insulation
- Make the joint of terminal block and wire insulated.
- Divide the colors.
- Water-proof.
- Protection and insulation of insistors and electrical capacitors.
- Standard colors:black,white,other colors are also available.

- 电线之保护与绝缘
- 端子与电源接头之绝缘与保护
- 分色作用
- 防水
- 电阻电容之保护与绝缘。
- 标准颜色：黑色、白色、其他颜色皆可订制

详细参数

规格（mm）	As supplide收缩尺寸（mm）		After Recovery收缩后尺寸（mm）		Standaed Packing 标准包装			Scope of application 适用范围(mm)
	Internal Diameter 内径	Wall Thickness Nim 壁厚	Internal Diameter 内径	Wall Thickness Nim 壁厚	米/盘	盘/箱	Packing specifications 包装箱规格（cm）	
Φ0.6	0.9±0.2	0.15±0.05	≤0.40	0.22±0.10	200	23	31×31×44.5	0.5~0.7
Φ0.8	1.1±0.2	0.15±0.05	≤0.50	0.22±0.10	200	23	31×31×44.5	0.6~0.8
Φ1.0	1.5±0.2	0.15±0.05	≤0.65	0.28±0.10	200	16	31×31×44.5	0.75~0.9
Φ1.5	2.0±0.2	0.18±0.05	≤0.85	0.32±0.10	200	12	31×31×44.5	0.95~1.4
Φ2.0	2.5±0.2	0.18±0.05	≤1.00	0.35±0.10	200	15	46×46×44.5	1.1~1.8
Φ2.5	3.0±0.2	0.18±0.05	≤1.30	0.38±0.10	200	13	46×46×44.5	1.4~2.3
Φ3.0	3.5±0.2	0.18±0.05	≤1.50	0.40±0.10	200	11	46×46×44.5	1.6~2.7
Φ3.5	4.0±0.2	0.22±0.05	≤1.80	0.42±0.10	200	9	46×46×44.5	1.9~3.2
Φ4.0	4.5±0.2	0.25±0.05	≤2.00	0.45±0.10	200	7	46×46×44.5	2.1~3.6
Φ4.5	5.0±0.2	0.25±0.05	≤2.30	0.50±0.10	100	10	46×46×44.5	2.4~4.0
Φ5.0	5.5±0.2	0.25±0.05	≤2.5	0.55±0.10	100	9	46×46×44.5	2.6~4.5
Φ5.5	6.0±0.2	0.25±0.05	≤2.75	0.55±0.10	100	8	46×46×44.5	2.85~5.0
Φ6.0	6.5±0.2	0.28±0.05	≤3.0	0.55±0.10	100	7	46×46×44.5	3.1~5.4
Φ7.0	7.5±0.3	0.28±0.05	≤3.5	0.55±0.10	100	14	46×46×31	3.7~6.3
Φ8.0	8.5±0.3	0.28±0.05	≤4.0	0.60±0.10	100	13	46×46×31	4.2~7.2
Φ9.0	9.5±0.3	0.30±0.08	≤4.5	0.60±0.10	100	12	46×46×31	4.7~8.0
Φ10	10.5±0.3	0.30±0.08	≤5.0	0.60±0.10	100	11	46×46×31	5.2~9.0
Φ11	11.5±0.3	0.30±0.08	≤5.5	0.60±0.10	100	11	46×46×31	5.7~10
Φ12	12.5±0.3	0.30±0.08	≤6.0	0.60±0.10	100	10	46×46×31	6.2~11
Φ13	13.5±0.3	0.35±0.10	≤6.5	0.65±0.10	100	9	46×46×29.5	6.7~12
Φ14	14.5±0.3	0.35±0.10	≤7.0	0.65±0.10	100	9	46×46×31	7.3~13
Φ15	15.5±0.4	0.40±0.12	≤7.5	0.70±0.10	100	8	46×46×29.5	7.8~14
Φ16	16.5±0.4	0.40±0.12	≤8.0	0.70±0.10	100	8	46×46×31	8.3~15
Φ17	17.5±0.4	0.40±0.12	≤8.5	0.70±0.10	100	7	46×46×29.5	8.8~16
Φ18	19.0±0.5	0.40±0.15	≤9.0	0.80±0.15	100	7	46×46×29.5	9.3~17
Φ20	21.0±0.5	0.40±0.15	≤10.0	0.80±0.15	100	6	46×46×29.5	10.4~19
Φ22	23.0±0.5	0.40±0.15	≤11.0	0.80±0.15	100	6	46×46×31	11.4~21
Φ25	26.0±0.5	0.50±0.15	≤12.5	0.90±0.15	50	6	46×46×31	12.9~24
Φ28	29.0±0.5	0.50±0.15	≤14.0	0.90±0.15	50	5	46×46×29.5	14.4~27
Φ30	31.5±1.0	0.50±0.15	≤15.0	0.95±0.15	50	5	46×46×31	16~29
Φ35	36.5±1.0	0.50±0.15	≤17.5	1.00±0.15	50	4	46×46×29.5	18~34
Φ40	41.5±1.0	0.55±0.15	≤20.0	1.00±0.15	50	4	46×46×31	21~39
Φ45	46.5±1.0	0.55±0.15	≤22.5	1.00±0.15	25	5	31×31×40.5	23.5~44

规格（mm）	As supplide收缩尺寸（mm）		After Recovery收缩后尺寸（mm）		Standaed Packing 标准包装			Scope of application 适用范围(mm)
	Internal Diameter 内径	Wall Thickness Nim 壁厚	Internal Diameter 内径	Wall Thickness Nim 壁厚	米/盘	盘/箱	Packing specifications 包装箱规格（cm）	
Φ50	≥50	0.55±0.15	≤25.0	1.00±0.15	25	5	31×31×44.5	26~49
Φ60	≥60	0.60±0.15	≤31.0	1.30±0.20	25	4	31×31×42	35~55
Φ70	≥70	0.65±0.15	≤36.0	1.30±0.20	25	3	31×31×37	40~65
Φ80	≥80	0.65±0.15	≤41.0	1.46±0.20	25	3	31×31×42	45~75
Φ90	≥90	0.65±0.15	≤46.0	1.46±0.20	25	2	31×31×32	50~85
Φ100	≥100	0.65±0.20	≤51.0	1.46±0.20	25	2	31×31×34.5	55~95
Φ120	≥120	0.65±0.20	≤61.0	1.56±0.20	25	2	31×31×40.5	65~115
Φ150	≥150	0.65±0.20	≤76.0	1.56±0.20	25	2	31×31×49.5	80~145
Φ180	≥180	0.65±0.30	≤91.0	1.56±0.20	25	1	31×31×31	95~175

125H2—CB
无卤超薄阻燃热缩管

- Approved:UL CAN/CSA C22.2 NO198.1-99
- Shrink Ratio:2:1
- Flexible Zero halogen Low smoke generation if burning
- Shrinking Temperature:Start at 70℃,and shrunk totallt at 125℃
- Operating temperature:-55℃~+125℃
- RoHs and Sony compliant
- Standard Color:White Black red green yellow blue, etc.10 gb standard colo
- 执行标准：UL 224，CAN/CSA C22.2 NO198.1-99
- 热缩倍率：2：1
- 无卤、低烟、无毒、柔软、阻燃、收缩快
- 起缩温度：≥70℃
- 终缩温度：≥120℃
- 使用温度：-55℃~125℃
- 环保标准：RoHS、SONY-SS 00259
- 标准颜色：黑、白、红、黄、绿、蓝色等十种国际标准颜色

详细参数

Standard 规格(mm)	Internal Diameter 内径	After Recovery收缩后尺寸（mm）		Standaed Packing 标准包装 米/盘
		Internal Diameter 内径	Wall Thickness Nim 壁厚	
Φ1.0CB	1.40±0.20	≤0.65	0.20±0.10	200
Φ1.5CB	1.90±0.20	≤0.85	0.20±0.10	200
Φ2.0CB	2.40±0.20	≤1.00	0.22±0.10	200
Φ2.5CB	2.90±0.20	≤1.30	0.25±0.10	200
Φ3.0CB	3.40±0.20	≤1.50	0.28±0.10	200
Φ3.5CB	3.90±0.20	≤1.80	0.28±0.10	200
Φ4.0CB	4.40±0.20	≤2.0	0.30±0.10	200
Φ4.5CB	4.90±0.20	≤2.30	0.30±0.10	100
Φ5.0CB	5.50±0.20	≤2.50	0.32±0.10	100
Φ6.0CB	6.50±0.20	≤3.00	0.32±0.10	100
Φ7.0CB	7.50±0.20	≤3.50	0.32±0.10	100
Φ8.0CB	8.50±0.30	≤4.00	0.32±0.10	100
Φ9.0CB	9.50±0.30	≤4.50	0.35±0.10	100
Φ10CB	10.50±0.30	≤5.00	0.35±0.10	100
Φ11CB	11.50±0.30	≤5.50	0.40±0.10	100
Φ12CB	12.50±0.30	≤6.00	0.40±0.10	100
Φ13CB	13.50±0.30	≤6.50	0.40±0.10	100
Φ14CB	14.50±0.40	≤7.00	0.40±0.10	100
Φ15CB	15.50±0.40	≤7.50	0.40±0.10	100
Φ16CB	16.50±0.40	≤8.00	0.40±0.10	100
Φ17CB	17.50±0.40	≤8.50	0.40±0.10	100
Φ18CB	18.50±0.20	≤9.00	0.42±0.10	100
Φ20CB	20.50±0.20	≤10.0	0.45±0.10	100
Φ22CB	22.50±0.20	≤11.0	0.45±0.10	100
Φ25CB	25.50±0.20	≤12.5	0.45±0.10	50
Φ28CB	28.50±0.20	≤14.0	0.45±0.10	50



SBRS—（2X）G—2:1
环保双壁管

- Shrinking Temperature:Start at 70℃,and shrunk totallt at 125℃
- Operating temperature:-45℃~+125℃
- Flexible generation if burning
- Shrink Ratio:2:1
- RoHs
- Standard Color:Black (Other colors uppon request)
- 起缩温度：≥70℃
- 终缩温度：≥125℃
- 使用温度：-45℃~125℃
- 柔软、外层阻燃
- 热缩比例：2：1
- 环保标准：RoHS
- 标准颜色：黑色（其它颜色可定做）

详细参数

Standard 规格(mm)		Internal Diameter 内径	After Recovery收缩后尺寸（mm）			Standaed Packing 标准包装，米/盘
The metric system 公制	The imperial 英制		Internal Diameter 内径	Total Wall Thickness 总壁厚	Wall Thickness of adhesive layer 胶厚	
Φ1.6	1/16	≥1.6	≤0.8	0.60±0.15	0.30±0.1	200
Φ2.4	3/32	≥2.4	≤1.2	0.70±0.15	0.35±0.1	200
Φ3.2	1/8	≥3.2	≤1.6	0.70±0.15	0.35±0.1	200
Φ4.8	3/16	≥4.8	≤2.4	0.80±0.15	0.40±0.1	100
Φ6.4	1 /4	≥6.4	≤3.2	0.80±0.15	0.40±0.1	100
Φ7.9	5 /16	≥7.9	≤3.9	0.90±0.15	0.45±0.1	100
Φ9.5	3/8	≥9.5	≤4.8	0.90±0.15	0.45±0.1	50
Φ12.7	1 /2	≥12.7	≤6.4	0.95±0.20	0.45±0.1	1.22
Φ15.9	5/ 8	≥15.9	≤7.9	0.95±0.20	0.45±0.1	1.22
Φ19.1	3/ 4	≥19.1	≤9.5	1.00±0.20	0.45±0.1	1.22
Φ25.4	1	≥25.4	≤12.7	1.10±0.20	0.50±0.1	1.22
Φ31.8	1-1/4	≥31.8	≤15.0	1.15±0.20	0.50±0.1	1.22
Φ38.1	1-1/2	≥38.1	≤19.0	1.25±0.20	0.50±0.1	1.22
Φ44.5	1-3/4	≥44.5	≤22.0	1.35±0.20	0.55±0.1	1.22
Φ50.8	2	≥50.8	≤25.4	1.50±0.25	0.60±0.1	1.22

SBRS—（3X）GLW—3:1
柔软厚胶低温收缩双壁管

- Flexible generation if burning resistance to ultraviolet ray
- Shrinking Temperature:Start at 60℃,and shrunk totallt at 105℃
- Operating temperature:-45℃~+125℃
- Shrink Ratio:3:1
- RoHs
- Standard Color:Black (Other colors uppon request)
- 外层阻燃、抗紫外线、非常柔软
- 起缩温度：≥60℃
- 终缩温度：≥105℃
- 使用温度：-45℃~125℃
- 热缩比例：3：1
- 环保标准：RoHS
- 标准颜色：黑色（其它颜色可定做）

详细参数

Standard 规格(mm)		Internal Diameter 内径	After Recovery收缩后尺寸（mm）			Standaed Packing 标准包装，米/盘
The metric system 公制	The imperial 英制		Internal Diameter 内径	Total Wall Thickness 总壁厚	Wall Thickness of adhesive layer 胶厚	
Φ3.2	1/8	≥3.2	≤1.0	0.90±0.15	0.45±0.10	200
Φ4.8	3/16	≥4.8	≤1.6	1.20±0.15	0.55±0.10	100
Φ6.4	1/ 4	≥6.4	≤2.2	1.25±0.15	0.55±0.10	100
Φ7.9	5/16	≥7.9	≤2.7	1.35±0.15	0.65±0.10	100
Φ9.5	3 /8	≥9.5	≤3.2	1.35±0.15	0.65±0.10	50
Φ12.7	1 /2	≥12.7	≤4.2	1.55±0.15	0.75±0.10	1.22
Φ15.0	5/8	≥15.0	≤5.2	1.65±0.15	0.75±0.10	1.22
Φ19.1	3 /4	≥19.1	≤6.3	1.90±0.20	0.85±0.10	1.22
Φ25.4	1	≥25.4	≤8.5	2.00±0.20	0.90±0.10	1.22
Φ30.0	1-1/4	≥30.0	≤10.2	2.05±0.20	0.90±0.10	1.22
Φ39.0	1-1/2	≥39.0	≤13.5	2.35±0.20	1.05±0.10	1.22



SBRS-CAPS
双壁热缩端帽

- Flexible Zero halogen Low smoke generation if burning
- Shrinking Temperature:Start at 70℃,and shrunk totallt at 125℃
- Operating temperature:-45℃~+125℃
- Shrink Ratio:4:1
- RoHs
- Standard Color:Black and transparent
- 起缩温度：70℃
- 终缩温度：125℃
- 使用温度：-45℃~125℃
- 热缩比例：4:1
- 环保标准：RoHS
- 标准颜色：黑色或透明

详细参数

Standard 规格(mm)	Length 标准长度mm	Internal Diameter 内径	After Recovery收缩后尺寸（mm）			
			Internal Diameter 内径	Total Wall Thickness 总壁厚	Thickness of the outer 外层厚度	Thickness of the rubber 胶层厚度
CAPS-1	30,35	≥5.72	≤1.27	≥1.2	≥0.64	≥0.56
CAPS-2	30,35	≥7.44	≤1.65	≥1.52	≥0.76	≥0.76
CAPS-3	40,50	≥10.85	≤2.41	≥1.91	≥0.89	≥1.37



SBRS—（3X）H—3:1
无卤阻燃双壁管

- Resistance to ultraviolet ray
- Shrinking Temperature:Start at 70℃,and shrunk totallt at 125℃
- Operating temperature:-45℃~+125℃
- Shrink Ratio:3:1
- RoHs and Sony compliant
- Standard Color:Black (Other colors uppon request)
- 抗紫外
- 起缩温度：≥70℃
- 终缩温度：≥125℃
- 使用温度：-45℃~125℃
- 热缩比例：3:1
- 环保标准：RoHS，Sony-SS-00259
- 标准颜色：黑色（其它颜色可定做）

详细参数

Standard 规格(mm)		Internal Diameter 内径	After Recovery收缩后尺寸（mm）			Standaed Packing 标准包装，米/盘
The metric system 公制	The imperial 英制		Internal Diameter 内径	Total Wall Thickness 总壁厚	Wall Thickness of adhesive layer 胶厚	
Φ2.4	3/32	≥2.4	≤0.80	0.85±0.15	0.35±0.08	200
Φ3.2	1/8	≥3.2	≤1.00	0.95±0.15	0.35±0.08	200
Φ4.8	3/16	≥4.8	≤1.60	1.10±0.15	0.40±0.08	100
Φ6.4	1 /4	≥6.4	≤2.20	1.2±0.15	0.45±0.08	100
Φ7.9	5 /16	≥7.9	≤2.70	1.35±0.15	0.50±0.08	100
Φ9.5	3/8	≥9.5	≤3.20	1.45±0.15	0.50±0.08	50
Φ12.7	1 /2	≥12.7	≤4.20	1.70±0.15	0.50±0.08	36.6
Φ15.0	5/ 8	≥15.0	≤5.20	1.80±0.20	0.55±0.10	30.5
Φ19.1	3/ 4	≥19.1	≤6.30	2.00±0.20	0.55±0.10	30.5
Φ25.4	1	≥25.4	≤8.50	2.10±0.20	0.55±0.10	30.5
Φ30.0	1-1/4	≥30.0	≤10.2	2.20±0.20	0.60±0.10	24.4
Φ39.0	1-1/2	≥39.0	≤13.5	2.40±0.20	0.60±0.10	18.3
Φ50.0	2	≥50.0	≤17.0	2.70±0.20	0.70±0.10	12.2

SBRS—（3X，4X）G—3:1&4:1
环保双壁管

- Through the UL certification
- Resistance to ultraviolet ray generation if burning
- Shrinking Temperature:Start at 70℃,and shrunk totallt at 125℃
- Operating temperature:-45℃~+125℃
- Shrink Ratio:3:1,4:1
- RoHs
- Standard Color:Black (Other colors uppon request)
- 通过UL认证
- 外层阻燃、抗紫外
- 起缩温度：≥70℃
- 终缩温度：≥125℃
- 使用温度：-45℃~125℃
- 热缩比例：3:1，4:1
- 环保标准：RoHS
- 标准颜色：黑色（其它颜色可定做）

详细参数

Standard 规格(mm)		Internal Diameter 内径	After Recovery收缩后尺寸（mm）			Standaed Packing 标准包装，米/盘
The metric system 公制	The imperial 英制		Internal Diameter 内径	Total Wall Thickness 总壁厚	Wall Thickness of adhesive layer 胶厚	
Φ2.4	3/32	≥2.4	≤0.80	0.85±0.15	0.40±0.10	200
Φ3.2	1/8	≥3.2	≤1.00	0.95±0.15	0.40±0.10	200
Φ4.8	3/16	≥4.8	≤1.60	1.10±0.15	0.40±0.10	100
Φ6.4	1 /4	≥6.4	≤2.20	1.20±0.15	0.45±0.10	100
Φ7.9	5 /16	≥7.9	≤2.70	1.35±0.15	0.50±0.10	100
Φ9.5	3/8	≥9.5	≤3.20	1.45±0.20	0.50±0.15	50
Φ12.7	1 /2	≥12.7	≤4.20	1.70±0.20	0.50±0.15	1.22
Φ15.0	5/ 8	≥15.0	≤5.20	1.80±0.20	0.55±0.15	1.22
Φ19.1	3/ 4	≥19.1	≤6.30	2.00±0.20	0.55±0.15	1.22
Φ25.4	1	≥25.4	≤8.50	2.10±0.25	0.55±0.15	1.22
Φ30.0	1-1/4	≥30.0	≤10.2	2.20±0.25	0.60±0.15	1.22
Φ39.0	1-1/2	≥39.0	≤13.5	2.40±0.25	0.60±0.15	1.22
Φ50.0	2	≥50.0	≤17.0	2.70±0.25	0.80±0.15	1.22
Φ64.0	2-1/2	≥64.0	≤21.00	3.00±0.30	0.80±0.20	1.22
Φ76.0	3	≥76.0	≤25.00	3.00±0.30	1.00±0.10	1.22
Φ90.0	3-1/2	≥90.0	≤30.00	3.00±0.30	1.00±0.20	1.22
Φ100	4	≥100	≤34.00	3.00±0.30	1.00±0.20	1.22
Φ125	5	≥125	≤42.00	3.00±0.30	1.00±0.15	1.22
Φ4.0	2 /13	≥4.0	≤1.0	1.0±0.15	0.4±0.15	200
Φ6.0	1/ 4	≥6.0	≤1.5	1.1±0.15	0.4±0.15	100
Φ8.0	5/ 16	≥8.0	≤2.0	1.2±0.15	0.5±0.15	1.22
Φ12.0	1 /2	≥12.0	≤3.0	1.4±0.15	0.5±0.15	1.22
Φ16.0	5/8	≥16.0	≤4.0	1.7±0.15	0.6±0.15	1.22
Φ20.0	15/19	≥20.0	≤5.0	2.0±0.25	0.6±0.15	1.22
Φ24.0	1	≥24.0	≤6.0	2.1±0.25	0.6±0.15	1.22
Φ32.0	11/4	≥32.0	≤8.0	2.4±0.25	0.7±0.15	1.22
Φ52.0	2	≥52.0	≤13.0	2.4±0.25	0.7±0.15	1.22



SBRS—（4X）GR—4:1
汽车线束用半硬性双壁管

- Resistance to ultraviolet ray
- Shrinking Temperature:Start at 70℃,and shrunk totallt at 125℃
- Operating temperature:-45℃~+125℃
- Shrink Ratio:4:1
- RoHs
- Standard Color:Black (Other colors uppon request)
- 抗紫外
- 起缩温度：≥70℃
- 终缩温度：≥125℃
- 使用温度：-45℃~125℃
- 热缩比例：4:1
- 环保标准：RoHS
- 颜色：黑色（其它颜色可定做）

详细参数：SBRS-（4X）GR-4:1

Standard 规格(mm)		Internal Diameter 内径	After Recovery收缩后尺寸（mm）			Standaed Packing 标准包装，米/盘
The metric system 公制	The imperial 英制		Internal Diameter 内径	Total Wall Thickness 总壁厚	Wall Thickness of adhesive layer 胶厚	
Φ4.0	2/13	≥4.0	≤0.95	1.20±0.20	0.50±0.20	1.22
Φ6.0	1 /4	≥6.0	≤1.27	1.30±0.20	0.56±0.20	1.22
Φ8.0	5/ 16	≥8.0	≤1.65	1.65±0.20	0.76±0.20	1.22
Φ12.0	1 /2	≥12.0	≤2.41	2.00±0.20	1.02±0.20	1.22
Φ18.0	3 /4	≥18.0	≤4.45	2.50±0.20	1.37±0.20	1.22



SBRS—（4X）GBK—4：1
汽车线束用低温收缩双壁管

- Resistance to ultraviolet ray generation if burning
- Shrinking Temperature:Start at 60℃,and shrunk totallt at 105℃
- Operating temperature:-45℃~+125℃
- Shrink Ratio:4:1
- RoHs
- Standard Color:Black (Other colors uppon request)
- 外层阻燃、抗紫外线
- 起缩温度：≥60℃
- 终缩温度：≥105℃
- 使用温度：-45℃~125℃
- 热缩比例：4:1
- 环保标准：RoHS
- 标准颜色：黑色（其它颜色可定做）

详细参数：SBRS-（4X）GBK-4：1

Standard 规格(mm)		Internal Diameter 内径	After Recovery收缩后尺寸（mm）			Standaed Packing 标准包装，米/盘
The metric system 公制	The imperial 英制		Internal Diameter 内径	Total Wall Thickness 总壁厚	Wall Thickness of adhesive layer 胶厚	
Φ4.0	5/32	≥4.0	≤0.95	1.20±0.20	0.50±0.20	1.22
Φ6.0	1 /4	≥6.0	≤1.27	1.30±0.20	0.56±0.20	1.22
Φ8.0	5/16	≥8.0	≤1.65	1.65±0.20	0.76±0.20	1.22
Φ10.0	2 /5	≥10.0	≤2.00	1.85±0.20	0.95±0.20	1.22
Φ12.0	1 /2	≥12.0	≤2.41	2.00±0.20	1.02±0.20	1.22
Φ18.0	3 /4	≥18.0	≤4.45	2.50±0.20	1.37±0.20	1.22

Po
不收缩无卤阻燃聚烯烃管

- Approved:UL224, CAN/CSA C22.2 NO198.1-99
- Flexible Zero halogen Low smoke generation if burning
- Shrinking Temperature:Start at 70℃,and shrunk totallt at 125℃
- Operating temperature:-55℃~+125℃
- RoHs and Sony compliant
- Standard Color:White Black red green blue, etc.10 gb standard colo
- 执行标准UL 224，CAN/CSA C22.2 NO198.1-99
- 无卤、低烟、无毒、柔软、阻燃
- 使用温度：-55℃~125℃
- 环保标准：RoHS、SONY-SS 00259
- 标准颜色：黑、白、红、黄、绿、蓝色等十种国标标准颜色

详细参数

Serial Number 序号	Standard 规格 AWG	Internal control 内径控制 mm	Ultra thin wall thickness 超薄壁厚 mm	The normal wall thickness 正常壁厚 mm	Standaed Packing 标准包装，米/盘
1	AWG20	0.85±0.05	0.20±0.03	0.30±0.03	200
2	AWG18	1.00±0.05	0.30±0.03	0.40±0.03	200
3	AWG16	1.30±0.05	0.30±0.03	0.40±0.03	200
4	AWG14	1.65±0.05	0.30±0.03	0.40±0.03	200
5	AWG12	2.10±0.05	0.30±0.03	0.40±0.03	100
6	AWG10	2.60±0.05	0.35±0.03	0.50±0.03	100
7	AWG8	3.30±0.05	0.35±0.03	0.50±0.03	100
8	AWG6	4.10±0.05	0.35±0.03	0.50±0.03	50
9	AWG5	4.60±0.05	0.35±0.03	0.50±0.03	50
10	AWG4	5.20±0.05	0.35±0.03	0.50±0.03	50
11	AWG3	5.80±0.05	0.35±0.03	0.50±0.03	50
12	AWG2	6.50±0.05	0.40±0.03	0.50±0.03	50
13	AWG1	7.40±0.05	0.40±0.03	0.50±0.03	50
14	AWG0	8.30±0.05	0.40±0.03	0.50±0.03	50
15	3 /8	9.50±0.10	0.50±0.03		50
16	7 /16	11.1±0.10	0.50±0.03		50
17	1 /2	12.7±0.10	0.50±0.03		50
18	9 /16	14.3±0.10	0.60±0.04		50
19	5 /8	15.9±0.10	0.60±0.04		50
20	11/16	17.5±0.10	0.60±0.04		50
21	3 /4	19.1±0.10	0.70±0.04		50
22	7 /8	22.2±0.10	0.70±0.04		25
23	15 /16	23.8±0.10	0.70±0.04		25
24	1	25.4±0.10	0.70±0.04		25



PTFE Teflon tubing
铁氟龙套管

- Specially designed for protecting applications in extreme electrical chemical and thermal environments.
- High temperature resistance
- Fire retardant
- Corrosion resistance(acid/alkali resistance, chemical reagents oil-proof).
- Continuous Operating Temperature:-80℃～260℃.
- High pressure resistance(26kv).
- Flammability class: VW-1.
- Standard color：Natural
- 耐高温铁氟龙套管采用进口聚四氟乙烯（俗称铁氟龙、塑料王）树脂，压烧结而成。具有优异的电绝缘、高阻燃和自润滑性能，耐超高温度和化学剂，耐几乎所有油和化学品。广泛应用于汽车、军工，航空航天等领域。
- 耐高温、高阻燃、耐腐蚀、耐强酸、强碱、化学试剂、耐油
- 使用温度：-80℃～260℃
- 耐高压（26KV）
- 阻燃等级：VW-1
- 标准颜色：透明

详细参数

美国线规 AWG	内径I.D. （mm）	外径O.D. (mm)（s）	外径O.D. (mm)（T）	外径O.D. (mm)（L）	标准包装 Standard Package (米/卷)(M/R)
30	0.30±0.10	0.80±0.10	0.70±0.10	0.64±0.10	305
28	0.38±0.10	0.88±0.10	0.78±0.10	0.72±0.10	305
26	0.46±0.10	0.96±0.10	0.86±0.10	0.80±0.10	305
24	0.56±0.10	1.16±0.10	1.06±0.10	0.90±0.10	305
23	0.66±0.10	1.26±0.10	1.16±0.10	1.00±0.10	305
22	0.71±0.10	1.31±0.10	1.21±0.10	1.05±0.10	305
21	0.81±0.10	1.41±0.10	1.31±0.10	1.15±0.10	305
20	0.86±0.10	1.66±0.10	1.46±0.10	1.20±0.10	305
19	0.96±0.20	1.76±0.20	1.56±0.20	1.30±0.20	200
18	1.07±0.20	1.87±0.20	1.67±0.20	1.41±0.20	200
17	1.19±0.20	1.99±0.20	1.79±0.20	1.53±0.20	200
16	1.34±0.20	2.14±0.20	1.94±0.20	1.68±0.20	153
15	1.50±0.20	2.30±0.20	2.10±0.20	1.84±0.20	153
14	1.68±0.20	2.48±0.20	2.28±0.20	2.08±0.20	100
13	1.93±0.20	2.73±0.20	2.53±0.20	2.33±0.20	100
12	2.16±0.25	2.96±0.25	2.76±0.25	2.56±0.25	100
11	2.41±0.25	3.21±0.25	3.01±0.25	2.81±0.25	150
10	2.69±0.25	3.49±0.25	3.29±0.25	3.09±0.25	150
9	3.00±0.25	4.00±0.25	3.80±0.25	3.40±0.25	150
8	3.38±0.25	4.38±0.25	4.18±0.25	3.78±0.25	100
7	3.76±0.25	4.76±0.25	4.56±0.25	4.16±0.25	100
6	4.22±0.25	5.22±0.25	5.02±0.25	4.80±0.25	100
5	4.72±0.25	5.72±0.25	5.52±0.25	5.32±0.25	50
4	5.28±0.30	6.28±0.30	6.08±0.30	5.88±0.25	1.0M/PC / 50M/R
3	5.94±0.30	6.94±0.30	6.74±0.30	6.54±0.25	1.0M/PC
2	6.68±0.30	7.68±0.30	7.48±0.30	7.28±0.25	1.0M/PC
1	7.46±0.30	8.46±0.30	8.26±0.30	8.06±0.25	1.0M/PC
0	8.38±0.30	9.38±0.30	9.18±0.30	8.98±0.25	1.0M/PC

Silicone Rubber Tube
硅胶管

- Operating Temperature: -60℃～200℃
- Rated voltage：600V
- Flexible、High pressure resistance
- High Voltage insulation、ageing resistance
- Good flexibility and arc resistance performance
- General insulating protection for various household appliances, light fitting, machines, electronic instruments, etc.
- 连续使用温度-60℃～200℃；
- 额定电压：600V；
- 柔软、耐高温；
- 高绝缘、耐老化
- 功能用途：耐高温抗老化的电绝缘保护。
- 应用领域：各类家用电器、工业电器、照明灯具、仪器仪表的绝缘保护，特别适宜于耐高温绝缘处理。

详细参数

规格 Size	内径I.D.（mm）	最小壁厚 Min Wall-Thickness(mm)
Φ0.8	Φ0.80±0.10	0.90±0.10
Φ1.0	Φ1.0±0.10	0.90±0.10
Φ1.5	Φ1.5±0.10	0.90±0.10
Φ2.0	Φ2.0±0.10	0.90±0.10
Φ2.5	Φ2.5±0.10	0.95±0.10
Φ3.0	Φ3.0±0.10	0.95±0.10
Φ3.5	Φ3.5±0.10	0.95±0.10
Φ4.0	Φ4.0±0.15	0.95±0.10
Φ4.5	Φ4.5±0.15	1.00±0.10
Φ5.0	Φ5.0±0.15	1.00±0.10
Φ5.5	Φ5.5±0.15	1.00±0.15
Φ6.0	Φ6.0±0.15	1.00±0.15
Φ6.5	Φ6.5±0.15	1.05±0.15
Φ7.0	Φ7.0±0.20	1.05±0.15
Φ7.5	Φ7.5±0.20	1.05±0.15
Φ8.0	Φ8.0±0.20	1.10±0.15
Φ8.5	Φ8.5±0.20	1.10±0.15
Φ9.0	Φ9.0±0.20	1.10±0.15
Φ9.5	Φ9.5±0.20	1.15±0.15
Φ10.0	Φ10.0±0.20	1.15±0.15
Φ10.5	Φ10.5±0.20	1.15±0.20
Φ11.0	Φ11.0±0.20	1.20±0.20
Φ11.5	Φ11.50±0.20	1.20±0.20
Φ12.0	Φ12.00±0.20	1.20±0.20
Φ12.5	Φ12.50±0.20	1.25±0.20
Φ13.0	Φ13.00±0.20	1.25±0.20
Φ13.5	Φ13.50±0.20	1.25±0.20
Φ14.0	Φ14.00±0.20	1.30±0.20
Φ15.0	Φ15.00±0.20	1.30±0.20

WRAPPING BANDS
卷式结束带(缠绕管)

- It is used for organizing and protecting cables and hoses.Spiral binding is availabe in a wide range of diameters,colors and materials.This provdes protection against fire.
- Due to the spiral structure,it can be applied to cables or hoses in situation.Futhermore,cables can branch out at any point and in any direction.
- Spiral binding is used to route and binding cables that need high mechanial protection,for instance in the automobile industry as well as in control panels and cabinets.It is also used in electrical installation,where safety is a primary consideration.Spiral binding provides a tidy solution for many applications.
- Material：PE
- Colors：Nature,black color
- 用于整理、保护电缆、电线和管理，螺旋状的卷式结束带有各种尺寸、颜色可供选择，保护线材、防止摩擦、防化学侵蚀和高温。
- 卷式结束带用于捆束需要保护电缆电线，以安全需求为优先考量的产业，例如汽车产业、控制电板、控制电箱等，及电气设备的安装，卷式结束带是应用广泛、整理线束的最佳产品。
- 材质：PE
- 颜色：自然色、黑色

详细参数

型号 Model	内径I.D.（mm）	外径O.D.（Mm）	螺距 screw Diameter(mm)	结束范围 Wrapping range（mm）	包装 Packing
6A	5.0	6	7.0	4-50	10M/Bag
8A	7.0	8	10.8	6-60	
10A	8.5	10	11.4	7.5-60	
12A	10.2	12	13.9	9-65	
15A	13.0	15	15.0	12-70	
20A	16.4	19	18.2	15-100	
24A	21.0	24	19.6	20-130	

The head of the BS sheath
BS头护套

- Product:The BS head protects the set
- Material:PE
- Colors:Black,white and nature
- 产品：BS头保护套
- 材料：PE
- 颜色：黑色，白色和自然色

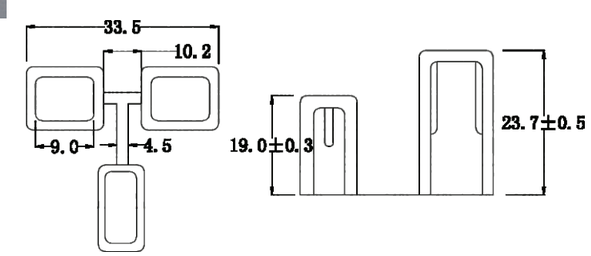

ZHS-009



Silicone Coated Fiberglass Braided Tubes
硅树脂玻璃纤维套管

- Nominal voltage:300V
- Temperature Range：-60℃- +200℃
- Testing Voltage：1.2KV、1.5KV、2.5KV
- Colors：White or made to order according to the customers' request.
- Test by UL VW-1
- USE:Insulation protection for electronic and electeic equipment，lighting，industrial machine and electric heating products etc.
- 额定电压：300V
- 额定温度：-60℃- +200℃
- 试验电压：1.2KV、1.5KV、2.5KV
- 颜色：一般为白色，也可按客户要求做成各种颜色
- 燃烧性：阻燃、自熄符合UL VW-1
- 使用场合：适用于各种电子电器、照明灯具、工业机器、电热制品等高温场所的绝缘保护。

详细参数

规格 内径 Size φmm	FSG-1 1.2KV		FSG-2 1.5KV		FSG-3 2.5KV		标准成型长度 Length		
	平均壁厚 Average thickness (mm)	内径容差 Inner diameter tolerance (mm)	平均壁厚 Average thickness (mm)	内径容差 Inner diameter tolerance (mm)	平均壁厚 Average thickness (mm)	内径容差 Inner diameter tolerance (mm)	米/卷 M/R	允许接头数 Number of joints	备注
1.0	0.28±0.04	+0.200	0.28±0.04	+0.200	0.30±0.04	+0.200	200	8	可根据客户要求制定各种长度 Made to order according to the customers' request
1.5	0.30±0.04	+0.200	0.30±0.04	+0.200	0.32±0.04	+0.200	100	4	
2.0	0.40±0.04	+0.30 -0.10	0.40±0.04	+0.30 -0.10	0.42±0.04	+0.30 -0.10	100	4	
2.5									
3.0	0.45±0.05	+0.35 -0.10	0.45±0.05	+0.35 -0.10	0.48±0.04	+0.35 -0.10	50	2	
3.5									
4.0									
4.2	0.48±0.06		0.48±0.06		0.50±0.06		50	1	
4.5									
5.0									
6.0									
7.0		+0.40 -0.10		+0.40 -0.10		+0.40 -0.10			
8.0									
9.0	0.50±0.08		0.50±0.08		0.55±0.08		30	1	
10.0									
11.0	0.55±0.10		0.55±0.10		0.58±0.10		30	1	
12.0									
MAX 20.0	0.63±0.15	+0.50 -0.10	0.63±0.15	+0.50 -0.10	0.68±0.15	+0.50 -0.10	1	无	

注：以上规格仅供参考
Notes:Above mentioned size is for reference only.



Silicone Coated Fiberglass Braided Tubes
硅树脂玻璃纤维套管

- Nominal voltage:300V
- Temperature Range：-60℃- +200℃
- Testing Voltage：4KV、5KV、7KV
- Colors：White or made to order according to the customers' request.
- Test by UL VW-1
- USE:Insulation protection for electronic and electeic equipment，lighting，industrial machine and electric heating products etc.
- 额定电压：300V
- 额定温度：-60℃- +200℃
- 试验电压：4KV、5KV、7KV
- 颜色：一般为白色，也可按客户要求做成各种颜色
- 燃烧性：阻燃、自熄符合UL VW-1
- 使用场合：适用于各种电子电器、照明灯具、工业机器、电热制品等高温场所的绝缘保护。

详细参数

规格 内径 Size φmm	FSG-4 4.0KV		FSG-5 5.0KV		FSG-7 7.0KV		标准成型长度 Length		
	平均壁厚 Average thickness (mm)	内径容差 Inner diameter tolerance (mm)	平均壁厚 Average thickness (mm)	内径容差 Inner diameter tolerance (mm)	平均壁厚 Average thickness (mm)	内径容差 Inner diameter tolerance (mm)	米/卷 M/R	允许接头数 Number of joints	备注
1.0	0.32±0.05	+0.200	0.35±0.05	+0.200	0.38±0.06	+0.200	200	8	可根据客户要求制定各种长度 Made to order according to the customers' request
1.5									
2.0	0.35±0.05	+0.200	0.38±0.05	+0.200	0.46±0.06	+0.200	100	4	
2.5									
3.0	0.45±0.07	+0.30 -0.10	0.48±0.07	+0.30 -0.10	0.50±0.08	+0.35 -0.10	100	4	
3.5									
4.0									
4.2	0.50±0.08	+0.35 -0.10	0.52±0.08	+0.35 -0.10	0.55±0.10	+0.40 -0.10	50	2	
4.5									
5.0									
6.0									
7.0	0.52±0.10	+0.40 -0.10	0.55±0.10	+0.40 -0.10	0.58±0.15	+0.40 -0.10	50	2	
8.0									
9.0	0.58±0.10	+0.45 -0.10	0.60±0.10	+0.50 -0.10	0.62±0.15	+0.50 -0.10	30	1	
10.0									
11.0	0.60±0.15		0.62±0.15		0.65±0.20		30	1	
12.0									
MAX 20.0	0.70±0.20	+0.60 -0.10	0.72±0.20	+0.70 -0.20	0.75±0.25	+0.70 -0.20	1	无	

注：以上规格仅供参考
Notes:Above mentioned size is for reference only.



Silicone Rubber Extruded-inside And Fiberglass-outside Tubes
内硅胶外玻璃纤维编织双层套管

- Nominal voltage:600V
- Temperature Range：-60℃- +200℃
- Testing Voltage：7000KV
- Colors：White or made to order according to the customers' request.
- Test by UL VW-1
- USE:Insulation protection for electronic and electeic equipment，lighting，industrial machine and electric heating products etc.
- 额定电压：600V
- 额定温度：-60℃- +200℃
- 试验电压：7000KV
- 颜色：一般为白色，也可按客户要求做成各种颜色
- 燃烧性：阻燃、自熄符合UL VW-1
- 使用场合：适用于各种电子电器、照明灯具、工业机器、电热制品等高温场所的绝缘保护。

详细参数

规格内径 Size φmm	平均壁厚 Average thickness (mm)	内径容差 Inner diameter tolerance (mm)	每卷长度 Mt/Roll m/R
1.0	0.55±0.10	+0.25 -0.10	200
1.5			200
2.0			100
2.5		+0.30 -0.10	100
3.0			100
3.5			100
4.0			100
4.2	0.60±0.10		100
4.5			100
5.0	1.0±0.20		100
6.0		+0.40 -0.15	100
7.0			100
8.0			100
9.0	1.5±0.20		100
10.0			100
MAX 20.0	2.0±0.30	+0.50 -0.20	50

注：以上规格仅供参考
Notes:Above mentioned size is for reference only.

Flexible Conduits
波纹管

- Applicable on electrical,machinery,and building harness wiring.
- Flexibility for installation while providing protection to cables.
- Fliud resistance.
- Material：PE/PP
- Color：Black
- 保护电源或电缆不受外力刮伤，绝缘良好，并能增进美观。
- 弹性佳，易卷曲。适用于电子、机械、建筑业配线。
- 将电线或电缆穿入管内，再锁紧固定头即可。
- 材质：PE/PP
- 颜色：黑色

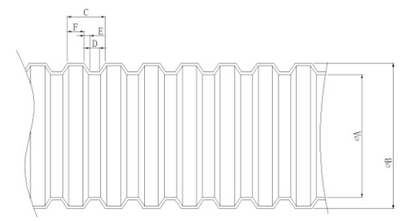

详细参数

型号 Model	Nominal Dimension 规格		内径I.D. A(mm)	外径O.D. B(Mm)	C (mm)	D (mm)	E (mm)	F (mm)	包装 Packing
	mm	Inch							
NFC-07	6.35	1/4"	6.8±0.4	10.0±0.4	2.27	0.60	0.30	1.52	100M
NFC-10	7.94	5/16"	9.6±0.4	13.0±0.4	2.93	0.60	0.30	1.73	100M
NFC-12	9.53	3/8"	12.0±0.4	15.8±0.4	3.18	0.70	0.30	1.88	100M
NFC-17	12.70	1/2"	16.2±0.4	21.2±0.4	3.46	0.61	0.40	2.05	100M
NFC-23	19.05	3/4"	21.9±0.4	28.5±0.4	4.76	0.75	0.50	3.01	50M
NFC-28	25.40	1"	27.6±0.4	34.5±0.4	4.76	0.85	0.60	2.71	50M
NFC-36	31.75	1 1/4"	36.0±0.4	42.5±0.4	6.35	1.15	0.75	3.70	25M
NFC-48	50.80	2"	47.0±0.4	54.5±0.4	6.35	1.10	0.75	3.75	25M



Slotted/Solid Wall Wiring Ducts
绝缘配线槽

- Easy and firm snap-on assembly,smooth joining for a better finish.
- Solid wiring ducts without holt punctures are also available.
- Manufactured with high quality rigid PVC with good insulaton,flame retardant and heat resistant.
- Material：PVC
- Length：1.7M&2.0M
- Colors：White,gray,black,beige,blue.Other colors are also available.
- 由底槽及上盖两部分组成，底槽两侧设出线孔。
- 组合容易，不脱离，接合面平滑不伤手。
- 使用方式：先将底槽固定，再将电线装入配线槽中，然后安装上盖。未冲孔型号可接受订制。
- 采用硬质PVC料精制，绝缘佳、耐燃、耐高温。
- 材质：PVC
- 长度：1.7M&2.0M
- 颜色：白、灰、黑、米、蓝色，其他颜色皆可订制。

Slot Hole Size
L=8mm

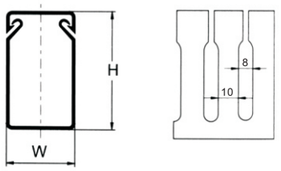

Slot Hole Size
M=6mm

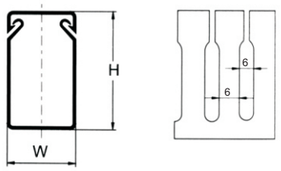

Slot Hole Size
S=4mm

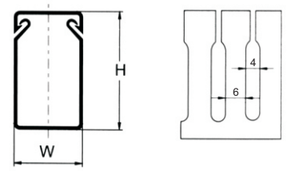

Mounting Hole Dimension
Small Duct

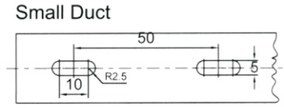

Large Duct

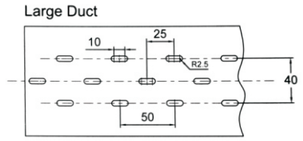

详细参数

型号 Model	出线孔尺寸 Slot Hole Size	宽×高 W×H(mm)	电线容量 Wiring Volume(PCS)	槽底固定孔 Mounting Hole Dimension
GW-1525	(S/L)	15×25	5-12	Small
GW-1616	(S/L)	16×16	3-10	Small
GW-2020	(S/M/L)	20×20	5-12	Small
GW-2060	(S/M/L)	20×60	5-12	Small
GW-2516	(S/M/L)	25×16	5-12	Small
GW-2525	(S/M/L)	25×25	10-25	Small
GW-2540	(S/M/L)	25×40	20-25	Small
GW-2545	(S/M/L)	25×45	20-25	Small
GW-2565	(S/M/L)	25×65	40-45	Small
GW-3333	(S/M/L)	33×33	25-54	Small
GW-3345	(S/M/L)	33×45	40-55	Small
GW-3365	(S/M/L)	33×65	60-75	Small

型号 Model	出线孔尺寸 Slot Hole Size	宽×高 W×H(mm)	电线容量 Wiring Volume(PCS)	槽底固定孔 Mounting Hole Dimension
GW-3816	(S/M/L)	38×16	12-13	Small
GW-4025	(S/M/L)	40×25	20-25	Small
GW-4040	(S/M/L)	40×40	60-70	Small
GW-4060	(S/M/L)	40×60	100-115	Small
GW-4080	(S/L)	40×80	120-135	Small
GW-4545	(S/M/L)	45×45	60-70	Small
GW-4565	(S/M/L)	45×65	110-120	Small
GW-5050	(S/M/L)	50×50	80-90	Small
GW-50100	(S/M/L)	50×100	210-260	Small
GW-6040	(S/M/L)	60×40	100-115	Small
GW-6060	(S/M/L)	60×60	120-135	Small
GW-6080	(S/L)	60×80	180-210	Small
GW-6545	(S/M/L)	65×45	110-120	Small
GW-6565	(S/M/L)	65×65	180-200	Small
GW-7264	(L)	72×64	200-220	Large
GW-8040	(L)	80×40	120-135	Large
GW-8060	(L)	80×60	180-210	Large
Gw-8080	(S/L)	80×80	240-290	Large
GW-33100	(L)	33×100	180-200	Large
GW-70100	(L)	70×100	250-300	Large
GW-10050	(L)	100×50	200-250	Large
GW-10060	(L)	100×60	240-290	Large
GW-100100	(L)	100×100	300-400	Large
GW-15075	(L)	150×75	335-500	Large



Movable Bushings
绝缘护线套

- Movable bushings is applied to the panel edge and is easily installed without the need for adhesives.The close-fitting profile provides effective protection for cables by preventing any chafing.
- Movable bushings is used to protect cables routed through sharp-edge cut-out sections.
- Color:Nature color
- 绝缘保护套使用于基板边缘，安装简便，无需工具。
- 绝缘保护套用于保护电线，具有弹性，易弯曲，可自行裁切成需要的长度，应用于各种割开的孔洞，圆孔，保护电线不被锐利的边缘割伤，磨损。
- 颜色：自然色

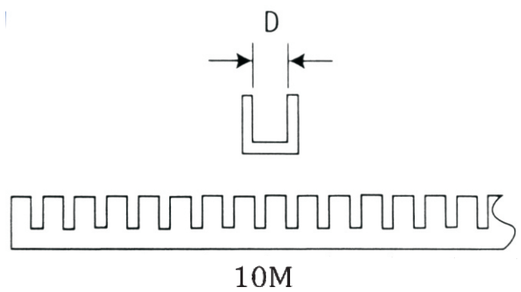

AMB-X

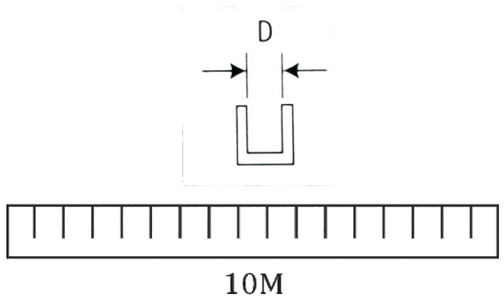

AMB-XS

详细参数

型号 Model		槽宽 Croove width D(mm)	适用机板厚 Available Thickness	材质 Material	包装 Packing
AMB-1	AMB-1S	1	0.5-1	PE	10M/R
AMB-1.6	AMB-1.6S	1.6	1.0-1.6		
AMB-2	AMB-2S	2	1.6-2.0		
AMB-2.4	AMB-2.4S	2.4	2.0-2.4		
AMB-3	AMB-3S	3	2.4-3		
AMB-6	AMB-6S	6	5.5-6		
AMB-8	AMB-8S	8	7.5-8		

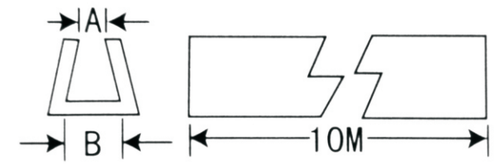

AMB-XC

型号 Model	槽宽 Croove width D(mm)		适用基板厚 Chassis Thickss (mm)	材质 Material	包装 Packing
	A(mm)	B(mm)			
AMB-1C	0.6	1	0.5~1	PE	10M/R
AMB-1.6C	1	1.6	1.0~1.6		
AMB-2C	1.4	2	1.6~2.0		
AMB-2.4C	1.6	2.4	2.0~2.4		
AMB-3C	2.2	3	2.4~3		
AMB-6C	5	6	5.5~6		
AMB-8C	6.8	8	7.5~8		

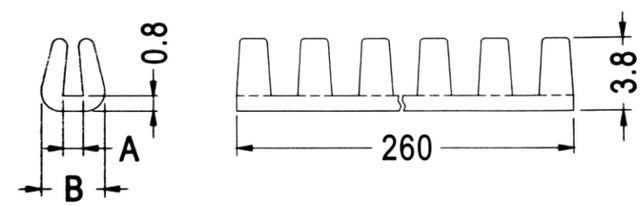

AMB-XXXN

型号 Model	A(mm)	B(mm)	适用基板厚 Chassis Thickss (mm)	材质 Material	包装 Packing
KG-006N	0.6	3.1	0.5~0.7	PA66	260mm/pcs 100pcs/bag
KG-008N	0.8	3.1	0.7~0.9		
KG-010N	1.0	3.3	0.9~1.1		
KG-012N	1.2	3.5	1.1~1.3		
KG-014N	1.4	3.65	1.3~1.5		
KG-016N	1.6	3.9	1.4~1.7		
KG-020N	2.0	4.3	1.8~2.0		
KG-030N	3.0	6.2	2.5~3.0		